REVISIONS				
SYM	ZONE	DESCRIPTION	DATE	APPROVED
1	+	GENERAL REVISION	10-11-72	AG

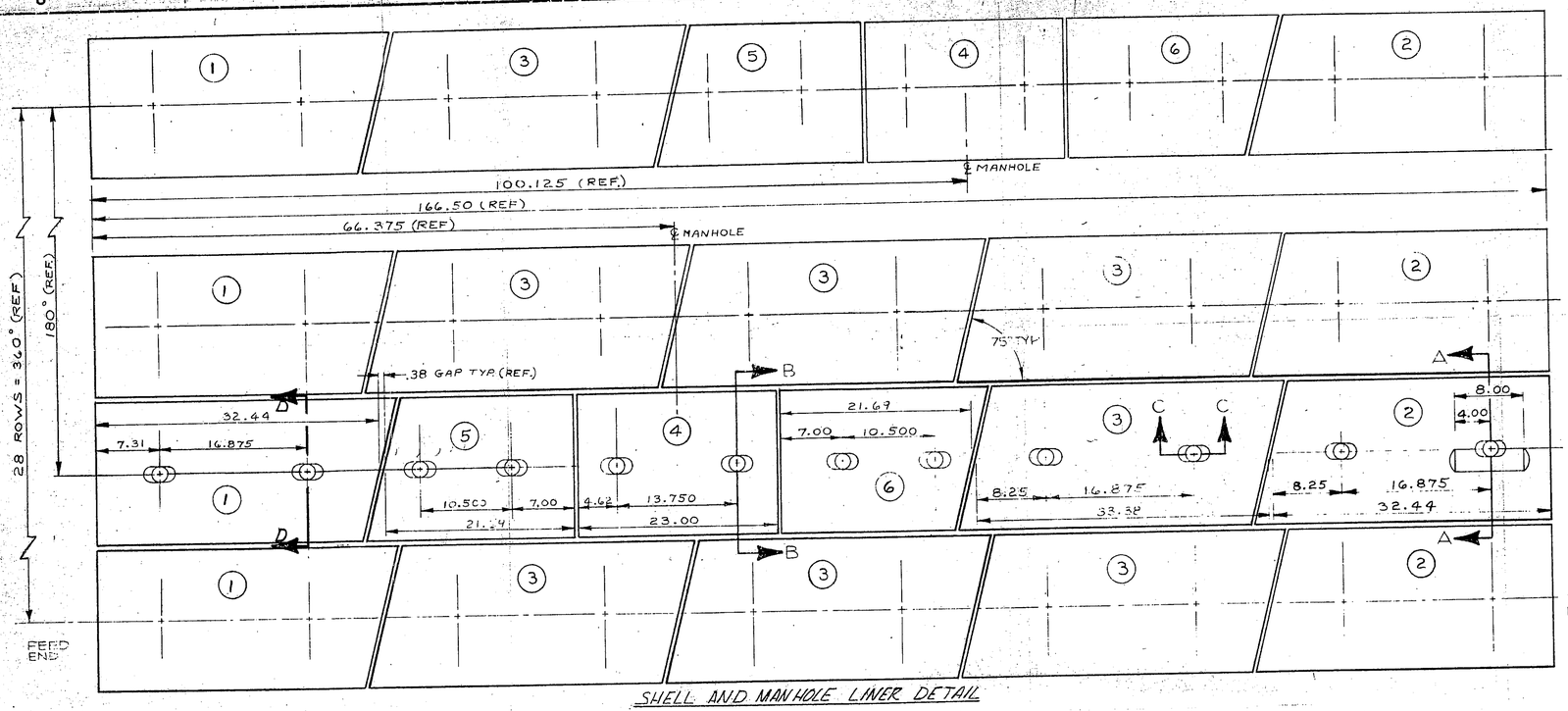

SHELL AND MANHOLE LINER DETAIL

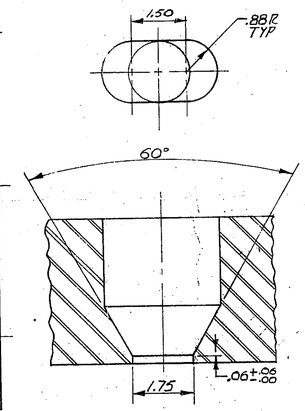

SECTION C-C
TYPICAL CORED BOLT HOLE

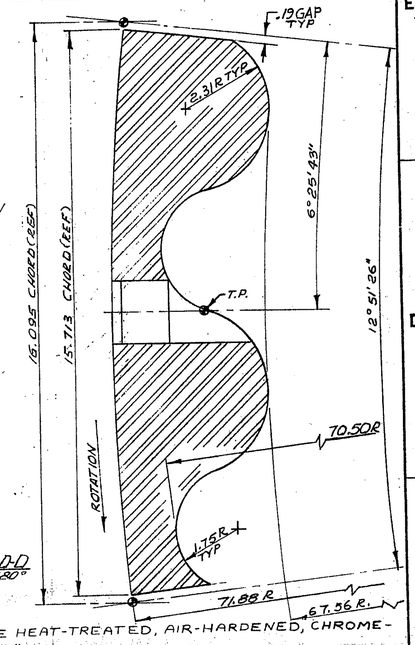

SECTION D-D
ROTATED 180°

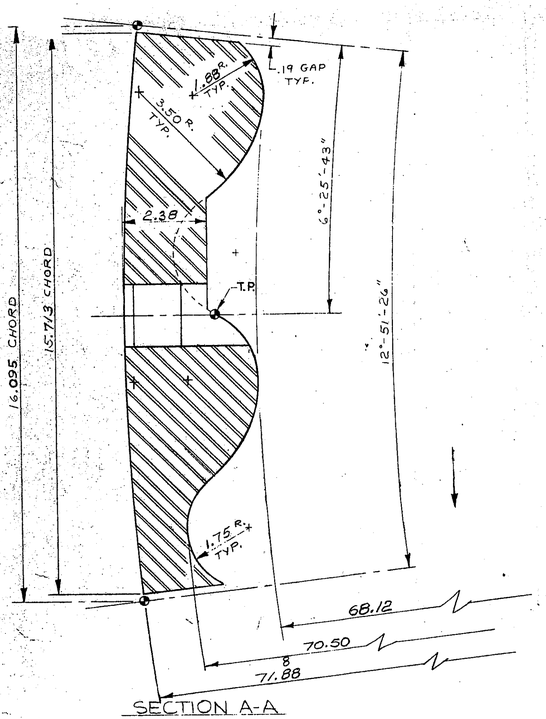

SECTION A-A
ROTATE 180°

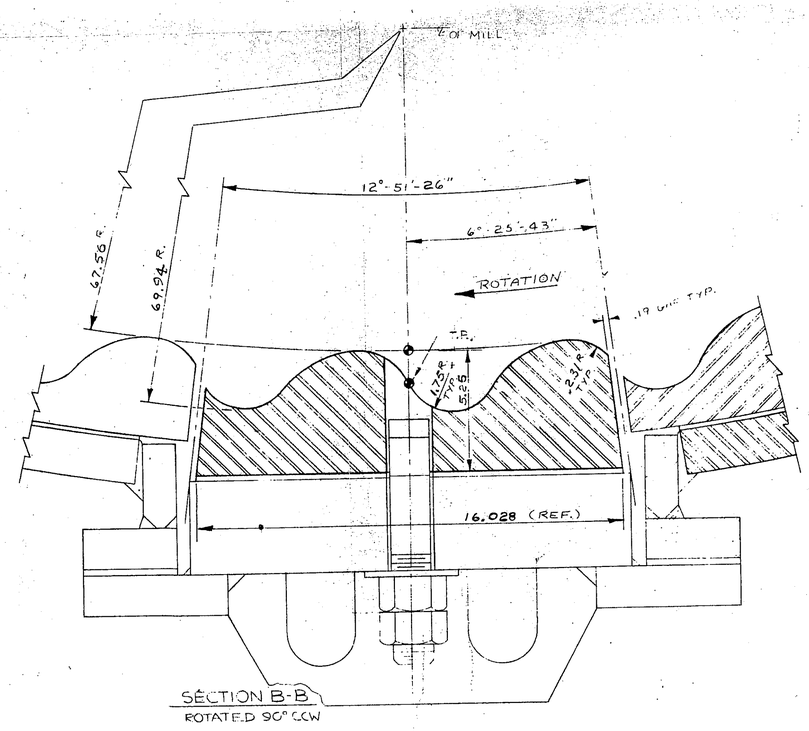

SECTION B-B
ROTATED 90° CCW

4 MATERIAL TO BE HEAT-TREATED, AIR-HARDENED, CHROME-MOLY STEEL "L"

3. CAST ON BACK SURFACE ON ALL LINERS WITH RAISED LETTERS, MASSEL PATTERN No. [illegible]

2. THE BOLT HOLE CORE MUST BE FREE FROM CORE SAND. ALL HUMPS AND RIVER SCARS MUST BE GROUND OFF SMOOTH AND TRUE.

1. ESTIMATED WT SHIPMENT No. (1) 474 LBS (2) 474 LBS (3) 492 LBS (4) 450 LBS 5, 317 LBS (6) 317 LBS, EST WT COMPLETE SET 68,000 LBS

GENERAL NOTES:

REQ'D. THIS ORDER	ITEM NO.	PART NUMBER	REQ'D. ONE ASS'Y.	MATERIAL	DESCRIPTION	PATT No.
	10	6005 2401	568	A 307	HEX NUT, 1½-6UNC-2B	
	9	104102-07	284	—	USS LEAKPROOF WASHER, MK 150 H	
	8	60012420	4	A 307	MARCY OVAL HD LINER BOLT, 1½ DIA × 10 LG.	
	7	60012416	280	A 307	MARCY OVAL HD LINER BOLT, 1½ DIA × 8 LG. W/4 THD. LG.	
	6	104102-06	2	4	SHELL LINER	104102-FA
	5	104102-05	2	4	SHELL LINER	104102-EA
	4	104102-04	2	4	MANHOLE LINER	104102-DA
	3	104102-03	80	4	SHELL LINER	104102-CA
	2	104102-02	28	4	SHELL LINER	104102-BA
	1	104102-01	28	4	SHELL LINER	104102-AA

MATERIAL LIST

UNLESS OTHERWISE SPECIFIED ALL DIMENSIONS ARE IN INCHES.
TOLERANCES ON
FRACTIONS ± — — —
ONE PLACE DECIMALS ± — — —
TWO PLACE DECIMALS ± .12 — .12
THREE PLACE DECIMALS ± .060 — .060
ANGLES ± 0°-30' — 0°-30'

DRAWN BY A.G 9-19-72
CHECKED BY [illegible] 9-27-72

THIS DRAWING IS THE PROPERTY OF MINE & SMELTER SUPPLY CO. AND MUST BE RETURNED ON REQUEST. DATA ON THIS DRAWING MUST NOT BE USED WITHOUT OUR PERMISSION.
ALL RIGHTS ARE RESERVED, BOTH AS TO PATENTS AND DESIGN.

NEXT ASSEMBLY

MFG. DIVISION | MINE & SMELTER SUPPLY CO.
ENG. DEPARTMENT | DENVER, COLO. U.S.A.

SHELL LINERS

DRAWING NO. 104102

SCALE NONE

REVISION NO. 1